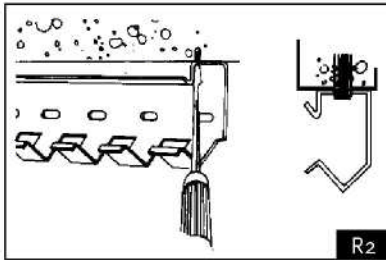




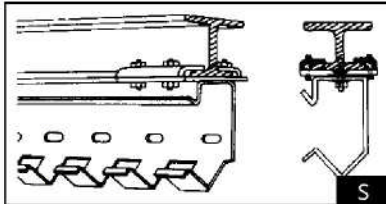
Ariel Door Gears Ltd



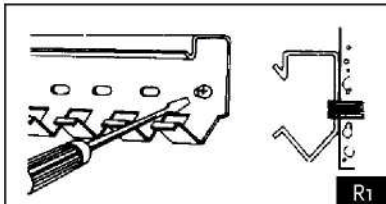
25 Crescent Place, Clontarf, Dublin 3, Ireland.
 Telephone +353 (0) 1 833 3168 Fax +353 (0) 1 833 5841
 E-mail: info@adg.ie Web: www.adg.ie



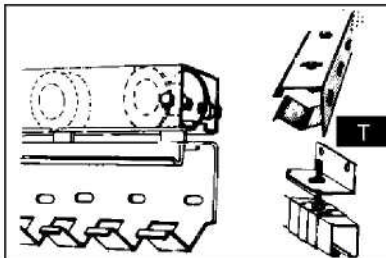
R2



S



R1



T

ADG How to select

- Door location is important to specify strip model to be chosen
- Doors used in external openings exposed to wind will need maximum overlap to prevent draught penetration
- The height of the door determines accordingly the width and the thickness of the strip model to choose
- On the other hand, door where there is heavy traffic flow, or where high loads must pass, might require a smaller overlap for easier passage.
- The **ADG** system overlap may be varied in 50 mm steps to suit conditions
- The **ADG** strip door is made to measure and delivered with the fixture method specified

ADG how to order

When ordering a **ADG** PVC strip door the following information is required

1 - door clear opening width

2 - Height of doorway to underside of lintel or beam and ground floor.

- Fixing directly beneath lintel or beam = door clear opening height. Method R2 "Lintel Mount" or Method S, 80 or 100 mm "RSJ mount"
- Fixing directly behind the lintel for maximum clearance = door clear opening height - But advise method R1 "flat mount"
- Sliding door behind lintel with track to move door sideways method T "Monorail Mount" - Single or double runs of track are available.

Consult The Maviflex Representative

3 - Overlap needed

standard or full overlap or any overlap in 50 mm steps to suit conditions

4 - Mounting method

- R1 - Wall face fixed
- R2-Under lintel fixed
- S- Under Steel RSJ fixed
- T-Sliding track fixed

5 - Fixing location

- Beneath lintel or beam mount
- Behind the lintel or wall mount

Note on width arrangement

- Door beneath lintel or door to universal beam or channel
Door width = door clear opening width (between jambs of the walls)
- Door behind the lintel - face fixed or sliding door with track face fixed.
Door width: add to the clear opening width + 300 mm, to overlap the jambs of the wall (150 mm each side)

Fixed strip door arrangement (Fixture method "R" or "S")	6 examples of strip and overlap configurations R = Strip overlap in mm Note : overlap may varied in 50 mm steps to suit conditions	
IMPORTANT : Door clear opening height and exposure of doorway determine - the model of strip - The overlap	Select : Standard overlap for internal opening draft (normal conditions) pedestrian passage- partitioning curtain.	Select full overlap for External opening - wind pressure-good draft-dust- noise barrier
Clear opening height up to 2.50 m - strip model L200 (200 x 2)	Ref. L200 R50	Ref. L200 R100
Clear opening height from 2.50 m up to 3.50 m - strip model F300 (300 x 3)	Ref. F300 R100	Ref. F300 R150
Clear opening height from 3.50 m up to 6.50 m - strip model S400 (400 x 4)	Ref. S400 R100	Ref. S400 R200



Ariel Door Gears Ltd

25 Crescent Place, Clontarf, Dublin 3, Ireland.
 Telephone +353 (0) 1 833 3168 Fax +353 (0) 1 833 5841
 E-mail: info@adg.ie Web: www.adg.ie

ADG



Ariel Door Gears Ltd

25 Crescent Place, Clontarf, Dublin 3, Ireland.
Telephone +353 (0) 1 833 3168 Fax +353 (0) 1 833 5841
E-mail: info@adg.ie Web: www.adg.ie



FLEXIBLE TRANSPARENT STRIP DOORS

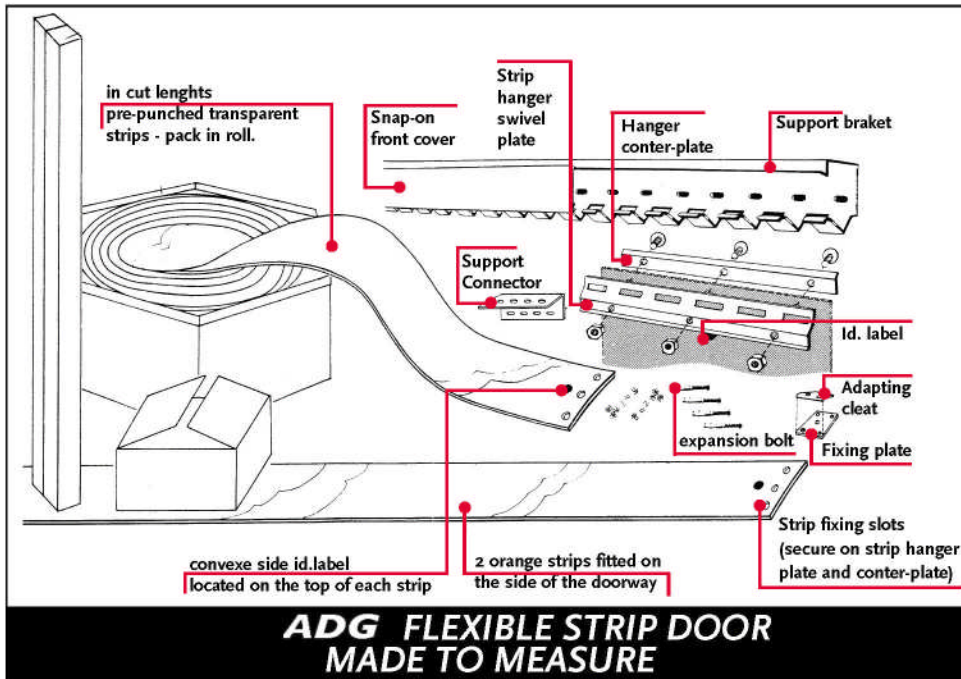
- *The original name in Energy Saving hold in heat, keep out draughts*
- *ADG Unique versatile support bracket system makes installation and strip replacement fast and easy.*

ADG



Ariel Door Gears Ltd

25 Crescent Place, Clontarf, Dublin 3, Ireland.
Telephone +353 (0) 1 833 3168 Fax +353 (0) 1 833 5841
E-mail: info@adg.ie Web: www.adg.ie



Minimum loss of energy with door opening

- **ADG** strip doors are especially suitable to close large hall openings. The tough PVC strips only open for the width required for the vehicle or the load. Thus loss of temperature is reduced to a minimum, even during heavy traffic. And this saves energy!
- The first-class transparency of the strip doors improves light conditions and reduces lighting costs.

Weatherseal

- In each case, strips are hung in accordance with the installation instructions. The more the strips overlap, the better the sound and thermal insulation values. The strip convex/concave alternation that maximises insulation properties (see scheme of strip overlapping.)

Safety

- A **ADG** strip door is transparent : Pedestrians and vehicles approaching from either side of the door are in plain view
- Strips are extruded to width, with rounded edges (no sharp or rough edges to catch or snag).
- Two orange strips outline the door opening to preven vehicles from hitting the sides of the doorway.
- Reduce the problem of noise, draughts.
- Dust, Spray and fume control. Air pollutants such as these can be both harmful and lethal in the workplace. The **ADG** partitioning curtain or strip doors will contain this problem most effectively

- **ADG** strip doors are secure. Blind strips can be exchanged against transparent ones in a minute !

Wear Resistant

- **ADG** strip doors offer many advantages.
- Shock- resistance and great tensile strength of the strips.
- 10,000 passes guaranteed
- Easy maintenance with removable strip
- Cleaning with soap and water without dismantling any parts
- Working temperature : Standard grade : minus 10°C to plus 50°C - Polar grade : minus 25°C to plus 5°C.

Main characteristics

- **ADG** strip doors are made in tough, flexible transparent PVC strips giving the door excellent resistance to damage and wear.
- In addition, strips are hung from patented support bracket system which allows a 90° swivel in both direction
- Accident prevention due to the use of transparent strips.
- **ADG** strip doors are versatile, the support bracket system allows the strips to be adjustable (overlap) and removable - e.g. in summer.

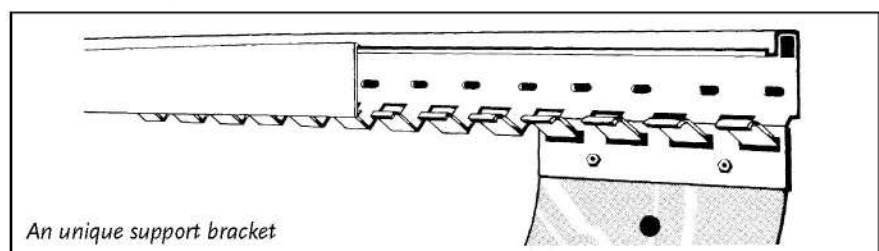
Installation

- It's so easy to install, without skill labour - Lintel mount, I-beam mount or wall mount with same support. (with detailed mounting instructions).
- **ADG** strip doors can be provided to suit any size in height or width of doorways
- Easy maintenance with removable strip - just exchange them.

ADG support

An Unique self locking hook-on support bracket system

- Strip can be swivelled 180° (90° both sides)
 - Adjustable strip overlap
- Offers real versatility. You can add strips, take them away or alter the overlap to suit changing conditions.
- Removable strips : hang them in winter take them down in summer.
 - The swivel action of each piece strip hanger, prevents any lateral tearing
 - Material = Pre-galvanized steel to prevent rusting.





Ariel Door Gears Ltd



25 Crescent Place, Clontarf, Dublin 3, Ireland.
Telephone +353 (0) 1 833 3168 Fax +353 (0) 1 833 5841
E-mail: info@adg.ie Web: www.adg.ie



Moving-crane application
ADG strip curtain in combination with Isopass double Dutch door

Maintenance : Do it yourself!

- Strip in Rolls for easy maintenance of your strip doors (boxed in cartons)

STRIPS MODEL MS STANDARD GRADE (-10° C maxi)

Width in mm	Thickness in mm	Roll length in m	CODE
L 200	2	50	054812
F 300	3	50	054813
S 400	4	50	054814

STRIPS MODEL MCO MAVICOLOR ORANGE (-10° C maxi)

Width in mm	Thickness in mm	Roll length in m	CODE
L 200	2	50	054832
F 300	3	50	054211
S 400	4	50	054834

STRIPS MODEL MP POLAR GRADE (-25° C Maxi)

Width in mm	Thickness in mm	Roll length in m	CODE
L 200	2	50	054520
F 300	3	50	054530
S 400	4	50	054540



Strip overlap arrangements

Overlapping of strips follows the Roman Tiles Principle, that maximises insulation properties

